



Menu


This Menu gives you quick access to all the content for *The Inclusion Breakthrough: Integrating Students with Special Needs*. It will also keep track of your progress as you work your way through the program's video content in the topics. When you feel comfortable with the content of a particular section, take the corresponding assessment.

Module 1: Laying the Groundwork for an Inclusive Environment

This topic is:
0% Complete

Topic A:
The Compelling History of Inclusion: A Blueprint for Success | 36 min | Hide Content

- VIEW 1. Overview & Mainstreaming Legislation | 05:12
- VIEW 2. 1990s: Classroom Inclusion | 02:40
- VIEW 3. Journey to Standards-Based Instruction | 03:51
- VIEW 4. Moving From Isolation to Inclusion | 04:36
- VIEW 5. Performance & Authentic Assessments | 01:03
- VIEW 6. A Strong Research Base for Inclusion | 04:21
- VIEW 7. Labeling is Disabling | 04:49
- VIEW 8. Is It Fair for a Child With a Disability to Get an "A"? | 02:30
- VIEW 9. Create a Safe & Welcoming Environment | 01:32
- VIEW 10. Accommodating a Student With a Disability | 01:14
- VIEW 11. Can We Grow a Student's IQ? | 02:29
- VIEW 12. Bringing At-Risk Students Out of Isolation | 01:27

This topic is:

38% Complete

Topic B:
Creating a Safe and Welcoming Environment | 33 min | Hide Content

- VIEW 1. Closing the Achievement Gap | 04:33
- VIEW 2. Making Children Feel Safe and Welcome | 02:52
- VIEW 3. What are "Teacher Expectation / Student Achievement" (TESA) Guidelines? | 03:00
- VIEW 4. Involving All Students / Wait Time / Questioning Techniques | 06:10
- VIEW 5. Praising Students / Listening to Students | 06:22
- VIEW 6. Accepting Student Feelings / Being Courteous / Teacher Compliments | 03:23
- VIEW 7. Inappropriately Touching a Student | 03:38
- VIEW 8. Diversity in the Real World | 02:55

This topic is:

43% Complete

Topic C:
Breaking the Culture of Isolation | 9 min | Hide Content

- VIEW 1. Introduction to "Breaking the Culture of Isolation" | 00:39
- VIEW 2. Facilitating the Change from Isolation to Teams | 01:34
- VIEW 3. Sensitivity to Students with Disability & Overcoming Prejudice | 01:28
- VIEW 4. Do General Teachers Have Enough Special Education Knowledge? | 01:03
- VIEW 5. The Advantages of Teaching Teams | 01:19
- VIEW 6. Overcoming the Scheduling Challenges of Team Teaching | 01:32
- VIEW 7. Teachers Working as a Community | 01:34

Module 2: Transforming Student Learning in the Inclusive Classroom

This topic is:

 33% Complete

Topic A:

The Impact of Using a Special Education Specialist as a Consultant | 27 min | Hide Content

- VIEW [1. Collaboration Between the Regular & Special Education Teachers | 02:14](#)
- VIEW [2. What Should be Discussed at a Teacher Planning Session? | 02:17](#)
- VIEW [3. An Example of a Higher Order Assessment | 03:37](#)
- VIEW [4. Critiquing Your Co-Teacher's Plan - Don't be Defensive | 01:26](#)
- VIEW [5. What is the Role of the Intervention Specialist? | 01:48](#)
- VIEW [6. Prescribing Interventions for At-Risk Students | 02:29](#)
- VIEW [7. An Actual Teacher / At-Risk Specialist Reviews a Student's Progress - Part 1 | 05:50](#)
- VIEW [8. An Actual Teacher / At-Risk Specialist Reviews a Student's Progress - Part 2 | 05:18](#)
- VIEW [9. Professional Planning That is Flexible & Adaptable | 01:31](#)

This topic is:


 50% Complete

Topic B:

The Parallel Teaching System | 12 min | Hide Content

- VIEW [1. Introduction to the Parallel Teaching Model | 04:30](#)
- VIEW [2. Planning, Teaching & Grouping for Parallel Teaching | 06:47](#)

This topic is:

 9% Complete

Topic C:

Embracing a Permanent Two-Teacher Solution | 1 hr 3 min | Hide Content

- VIEW [1. View Handouts included in "Embracing a Two Teacher Solution" | 00:31](#)
- VIEW [2. The Correct Way for a Co-Teacher to "Walk the Room." | 02:41](#)
- VIEW [3. The Correct Way for a Co-Teacher to "Chart and Take Notes." | 00:46](#)
- VIEW [4. The Correct Way for a Co-Teacher to "Add to the Lesson." | 02:34](#)
- VIEW [5. The Correct Way for a Co-Teacher to "Play a Duel Role." | 05:52](#)
- VIEW [6. Hayes Intermediate School: Co-Teaching — Principal's Perspective | 04:16](#)
- VIEW [7. Hayes Intermediate School: Co-Teaching — Math Teacher's Perspective | 01:47](#)
- VIEW [8. Hayes Intermediate School: Co-Teaching — Intervention Specialist's Perspective | 02:48](#)
- VIEW [9. Hayes Intermediate School: Co-Teaching — Students' Perspectives | 00:24](#)
- VIEW [10. Hayes Intermediate School: Variations of Co-Teaching in a Language Arts Lesson | 06:08](#)
- VIEW [11. Hayes Intermediate School: Classroom Discussion | 04:40](#)
- VIEW [12. Hayes Intermediate School: Co-Teaching — Role Reversal | 00:42](#)
- VIEW [13. Hayes Intermediate School: Classroom Community | 02:03](#)
- VIEW [14. Hayes Intermediate School: Role & Involvement of Intervention Specialist | 02:57](#)
- VIEW [15. Hayes Intermediate School: Students Helping Students | 01:42](#)
- VIEW [16. Hayes Intermediate School: Team Lesson Planning | 04:36](#)
- VIEW [17. Hayes Intermediate School: Beginning the Co-Teaching Process — Moving from Suspicion to Trust | 02:43](#)
- VIEW [18. Hayes Intermediate School: Behavior Management Plan | 01:00](#)
- VIEW [19. Hayes Intermediate School: Co-Teaching — Changes, Improvements & Rewards | 03:04](#)
- VIEW [20. Hayes Intermediate School: Co-Teaching — Presenting the Team as One Unit | 01:12](#)
- VIEW [21. Hayes Intermediate School: Co-Teaching — Planning Future Lessons Together | 03:03](#)
- VIEW [22. Hayes Intermediate School: Co-Teaching — Communication & Conflict Resolution | 03:39](#)

- VIEW 23. Hayes Intermediate School: Final Comments — Principal, Teachers, Intervention Specialist & Students | 03:35

This topic is:
0% Complete


Topic D:
Integrated Curriculum Using an Interdisciplinary Approach | 18 min | Hide Content

- VIEW 1. Introduction to Integrated Curriculum Using an Inter-Disciplinary Approach | 02:17
- VIEW 2. A Classroom Example of an Integrated Lesson | 02:52
- VIEW 3. Inter-Disciplinary Lessons for Teaching In-Depth Concepts | 02:06
- VIEW 4. Classroom Demo: Moving from History to Literature Lesson | 03:42
- VIEW 5. Teachers' Perspectives on Cross-Disciplinary Teaming | 04:41

This topic is:
0% Complete

Topic E:
Empowering the Paraprofessional | 20 min | Hide Content

- VIEW 1. What is the Job of a Paraprofessional? | 02:20
- VIEW 2. Kindergarten Note-Taking Center | 02:08
- VIEW 3. Learning Activities for Kindergarten Math | 01:22
- VIEW 4. A Teacher & Paraprofessional Lead an Arts & Crafts Class | 01:54
- VIEW 5. Should a Paraprofessional Collect Student Data? | 01:05
- VIEW 6. Difference Between Teacher & Paraprofessional Should be Seamless to Children | 00:21
- VIEW 7. Getting the Most From Your Paraprofessionals | 02:34
- VIEW 8. Paraprofessional Collaboration & Cooperation | 00:45
- VIEW 9. Relinquishing Control of the Paraprofessional | 00:24
- VIEW 10. The Biggest Challenge of Being a Paraprofessional | 02:34
- VIEW 11. A Comprehensive Professional Development Plan for Paraprofessionals | 00:47
- VIEW 12. Feedback from Experienced Paraprofessionals | 01:52
- VIEW 13. How do an Intervention Specialist and Paraprofessional Work Together? | 01:26

This topic is:
 20% Complete

Topic F:
Proven Strategies to Enhance Your Team Teaching Skills | 11 min | Hide Content

- VIEW 1. Teacher's Perspective on Teaming | 00:53
- VIEW 2. Teacher Workshop: A Musical Chairs Activity | 02:49
- VIEW 3. Teacher Workshop: Character Traits of the Musical Chairs Participants | 01:26
- VIEW 4. A Comprehensive Versus Collaborative Classroom Environment | 02:30
- VIEW 5. Common Characteristics of High-Performing Teachers (Ken Blanchard) | 05:18

This topic is:
0% Complete

Topic G:
Leadership that Empowers Team Teaching | 58 min | Hide Content

- VIEW 1. School Leadership That Prioritizes Inclusion & Team Teaching | 01:12
- VIEW 2. Allocating Time for the Common Planning Necessary for Team Teaching | 01:08
- VIEW 3. Getting the Most From Your Middle School Teacher Team | 02:19
- VIEW 4. Teachers' Perspectives on Leadership's Support of Teams | 02:01
- VIEW 5. Administrator's Perspective on Teacher Leaders & Teams | 03:38
- VIEW 6. Royalton High School Overview - Team Teaching and Full Inclusion | 05:05
- VIEW 7. A Teacher Team from Royalton Provide Feedback on Teaming | 05:13
- VIEW 8. The Royalton Team Discusses Cooperative Lesson Planning | 04:16
- VIEW 9. The Royalton Team Plans for Class Size | 03:23

- [VIEW](#) 10. Scheduling Adjustments are Discussed at the Royalton Team Meeting | 02:39
- [VIEW](#) 11. Should a Student With an IEP Be Part of a Cooperative Classroom? | 03:38
- [VIEW](#) 12. The Royalton Team Critically Assesses the Benefits of Teacher Teaming | 06:40
- [VIEW](#) 13. The Royalton Administrators Reflect on Their Teaming Initiative - Part 1 | 05:02
- [VIEW](#) 14. The Royalton Team Administrators Reflect on Their Teaming Initiative - Part 2 | 03:51
- [VIEW](#) 15. The Royalton Administrators Reflect on Their Teaming Initiative - Part 3 | 07:20

Assessment:

Transforming Student Learning in the Inclusive Classroom

Module 3: Planning for Successful Co-Teaching Situations

This topic is:

 29% Complete

Topic A:

Two Teachers - One Vision of Success with Classroom Example | 26 min | Hide Content

- [VIEW](#) 1. Looking in on an example of co-teaching | 03:24
- [VIEW](#) 2. The vision for teaching together just clicked | 04:07
- [VIEW](#) 3. The benefits of being in a co-teaching classroom | 06:08
- [VIEW](#) 4. Taking co-instructor positions in a singular lesson | 03:08
- [VIEW](#) 5. Operating as one unit led by two teachers | 04:17
- [VIEW](#) 6. Instructions for small group collaboration using thinking maps | 03:12
- [VIEW](#) 7. Extending the learning in small groups | 01:57