

# Unlock your **PowerSchool** potential

SIS + Schoology LMS + Assessment + Analytics + Naviance CCLR

## Professional Learning Library

How to Complete Courses from  
Educational Impact

Last updated: 5-11-22

Educational Impact



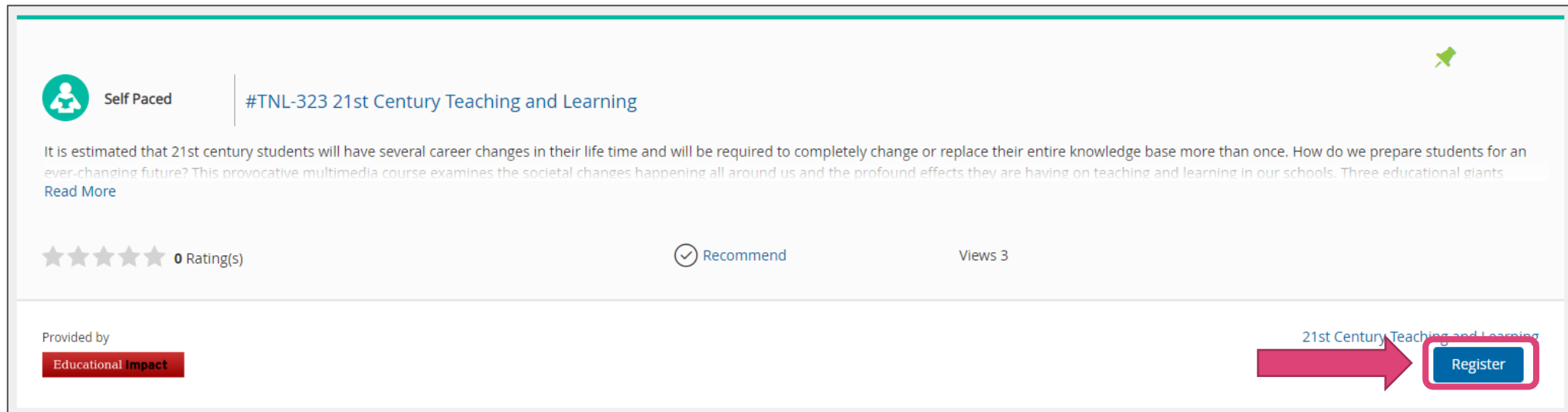
# Search for Courses

- 1 Keyword Search
- 2 Advanced Search
- 3 Show All to browse the catalog
- 4 Filter by Course Tag

The screenshot shows the 'Courses' page in the PowerSchool interface. At the top, a navigation bar contains 'Home', 'Courses' (highlighted with a red box), and 'Transcript'. Below this is the 'Course Search' section, which includes a search input field (callout 1), a 'Search' button, and an information icon. Below the search field are two links: 'Advanced Search' (callout 2) and 'Show All' (callout 3). The 'Find Courses by Tags' section (callout 4) is located below the search section and lists 'SCTS 4.0' with a list of associated instructions: 'All SCTS 4.0 Courses', 'Instruction: 1 Standards and Objectives', 'Instruction: 2 Motivating Students', 'Instruction: 3 Presenting Instructional Content', and 'Instruction: 4 Lesson Structure and Pacing'.

# Register

- From the Course Catalog, click the Register button



The screenshot shows a course card for "#TNL-323 21st Century Teaching and Learning". At the top left, there is a "Self Paced" label with a person icon. The course title is "#TNL-323 21st Century Teaching and Learning". Below the title, a descriptive paragraph states: "It is estimated that 21st century students will have several career changes in their life time and will be required to completely change or replace their entire knowledge base more than once. How do we prepare students for an ever-changing future? This provocative multimedia course examines the societal changes happening all around us and the profound effects they are having on teaching and learning in our schools. Three educational giants". Below this text is a "Read More" link. Further down, there are five empty star icons followed by "0 Rating(s)", a "Recommend" button with a checkmark icon, and "Views 3". At the bottom left, it says "Provided by Educational Impact" with the Educational Impact logo. On the right side, there is a pink arrow pointing to a blue "Register" button. Above the button, the text "21st Century Teaching and Learning" is visible.

# Confirm Registration

- Click Next to confirm Registration

Course Registration

Registering for Course: SCTS-Problem Solving (Elementary)\*

Confirm Course Selection

Please confirm the following information to complete the course registration. Click Next to continue

Course Information

Course Title:

SCTS-Problem Solving (Elementary)\*

Section:

SCTS-Problem Solving (Elementary)\*

Credit Types:

How much do I have?

Hours

SCDE Renewal Credits

2.5

Section Notes:

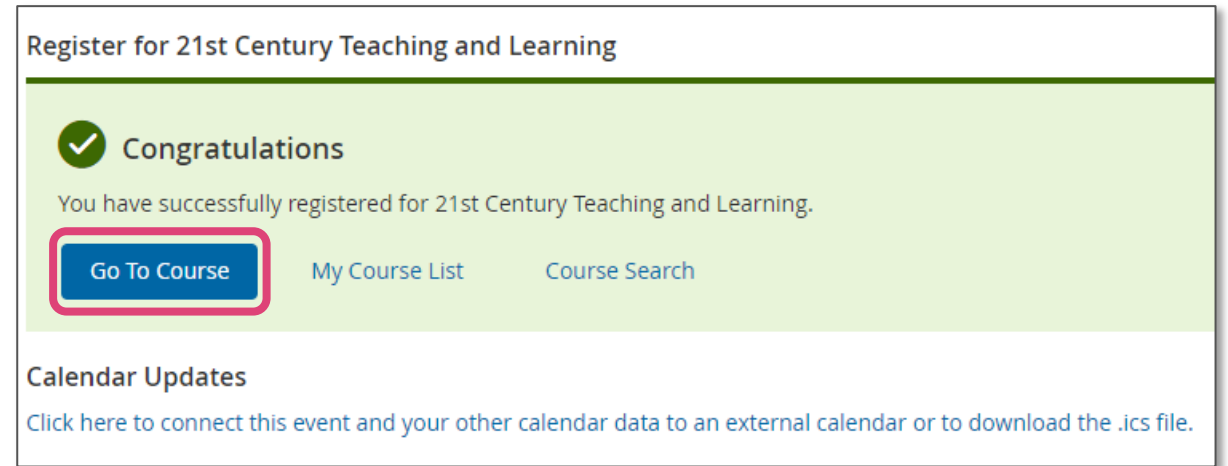
Class Dates:

-

Next

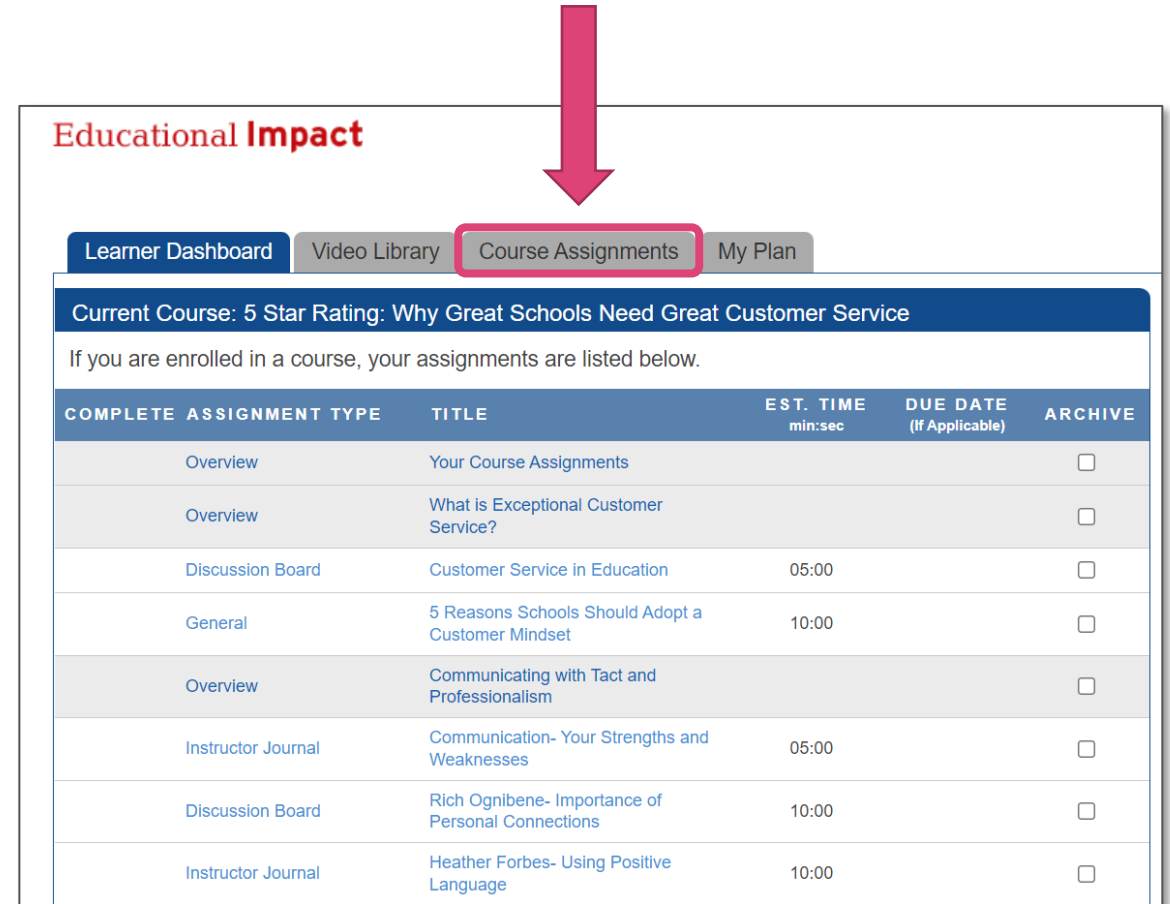
# Launch

- Once registered, click **Go to Course**
- This will launch the Educational Impact content in a new tab or browser window



# View Learner Dashboard

- You will be taken to Educational Impact's Learner Dashboard where you will see your course title and list of assignments
- Move through each content item at your own pace
- Complete in one sitting or resume later
- Use the **Course Assignments** tab to navigate back to your list of assignments at any point



The screenshot shows the Educational Impact Learner Dashboard. A red arrow points to the 'Course Assignments' tab, which is highlighted with a red border. The dashboard displays the current course title, '5 Star Rating: Why Great Schools Need Great Customer Service', and a list of assignments. The assignments are organized into a table with columns for 'COMPLETE', 'ASSIGNMENT TYPE', 'TITLE', 'EST. TIME', 'DUE DATE', and 'ARCHIVE'.

COMPLETE	ASSIGNMENT TYPE	TITLE	EST. TIME min:sec	DUE DATE (If Applicable)	ARCHIVE
	Overview	Your Course Assignments			<input type="checkbox"/>
	Overview	What is Exceptional Customer Service?			<input type="checkbox"/>
	Discussion Board	Customer Service in Education	05:00		<input type="checkbox"/>
	General	5 Reasons Schools Should Adopt a Customer Mindset	10:00		<input type="checkbox"/>
	Overview	Communicating with Tact and Professionalism			<input type="checkbox"/>
	Instructor Journal	Communication- Your Strengths and Weaknesses	05:00		<input type="checkbox"/>
	Discussion Board	Rich Ognibene- Importance of Personal Connections	10:00		<input type="checkbox"/>
	Instructor Journal	Heather Forbes- Using Positive Language	10:00		<input type="checkbox"/>

# Different Types of Assignments

- Videos
- Articles
- Watch, Read and Respond: Some assignments require a written response
  - Discussion Boards
  - Instructor Journals
  - General
  - Writing
- Multiple Choice Assessments

**Educational Impact** [Help](#) | [Log Out](#)

[Learner Dashboard](#) [Video Library](#) [Course Assignments](#) [My Plan](#) [Search](#)

**Current Course: Administrators - Essential Skills for Classroom Observation**

If you are enrolled in a course, your assignments are listed below.

COMPLETE	ASSIGNMENT TYPE	TITLE	EST. TIME min:sec	DUE DATE (If Applicable)	ARCHIVE
	Reading	How to complete your assignments	5:00		<input type="checkbox"/>
	Overview	YOUR COURSE ASSIGNMENTS			<input type="checkbox"/>
	Discussion Board	Which components are central to good teaching?	30:00		<input type="checkbox"/>
	Overview	UNIT 1: CENTRAL IDEAS AND SKILLS			<input type="checkbox"/>
	Instructor Journal	Fun: Top 10 Signs Your School is too Focused on the State Test!	5:00		<input type="checkbox"/>
	EI Video Assignment	The Impact of Quality Teachers by Robert Marzano	16:45		<input type="checkbox"/>
	EI Video Assignment	Introducing Charlotte Danielson	26:15		<input type="checkbox"/>
	EI Video Assignment	Are you gathering evidence?	49:37		<input type="checkbox"/>
	Overview	UNIT 2: PRACTICE			<input type="checkbox"/>
	EI Video Assignment	Observe Ms Hatch's lesson and gather evidence	52:18		<input type="checkbox"/>
	Instructor Journal	Reflection	20:00		<input type="checkbox"/>
	General	Determine levels of performance	60:00		<input type="checkbox"/>
	Discussion Board	Do you agree with Charlotte's analysis of Ms Hatch's lesson?	45:00		<input type="checkbox"/>

**Progress**

Track your PD hours. Monitor Courses completed and Programs watched.

**Getting Started**

Get up to speed on the new platform by watching this 10 minute tutorial.

**Help**

Additional assistance for participants. [Learn More >](#)

# Marking Complete

- Work through all the content within Educational Impact
- Every assignment must have a **green checkmark** beside it
- Once finished, the course completion information will travel back to Professional Learning and appear on the user transcript

Current Course: SCTS-Problem Solving (Elementary)*					
If you are enrolled in a course, your assignments are listed below.					
COMPLETE	ASSIGNMENT TYPE	TITLE	EST. TIME min:sec	DUE DATE (If Applicable)	ARCHIVE
✓	Reading	How to Complete Your Assignments	00:00		<input type="checkbox"/>
✓	Overview	Your Course Assignments			<input type="checkbox"/>
✓	Instructor Journal	Self-Assessment: Problem Solving	05:00		<input type="checkbox"/>
✓	Overview	UNIT 1: Why Do We Teach Problem Solving Skills?			<input type="checkbox"/>
✓	Discussion Board	Developing Problem Solving Skills for Kids	10:00		<input type="checkbox"/>
✓	Instructor Journal	Critical Thinking and Problem Solving	10:00		<input type="checkbox"/>
✓	Discussion Board	STEM Interdisciplinary Lessons to Encourage Problem-Solving	10:00		<input type="checkbox"/>
✓	Overview	UNIT 2: Problem Solving in Action - Classroom Examples			<input type="checkbox"/>
✓	EI Video Assignment	Mr. Brosious: STEAM Lesson	13:01		<input type="checkbox"/>
✓	EI Video Assignment	Ms. Tuttle: Puzzles for Problem Solving	05:45		<input type="checkbox"/>
✓	EI Video Assignment	Ms. Siebert: Problem Solving and Conflict Resolution	16:41		<input type="checkbox"/>
✓	EI Video Assignment	Ms. Bautista: Multiplication	09:48		<input type="checkbox"/>
✓	Discussion Board	Debrief	05:00		<input type="checkbox"/>
✓	Instructor Journal	Summary	10:00		<input type="checkbox"/>
✓	EI Assessment	Elementary	20:00		<input type="checkbox"/>
✓	Reading	Rate this course	00:00		<input type="checkbox"/>



# Archiving

Please ignore the Archive column

- **Do not ARCHIVE** assignments as this removes the assignment from your list and impedes course completion
- If you have archived an assignment by mistake, you **can unarchive** it

Current Course: SCTS-Problem Solving (Elementary)*					
If you are enrolled in a course, your assignments are listed below.					
COMPLETE	ASSIGNMENT TYPE	TITLE	EST. TIME min:sec	DUE DATE (If Applicable)	ARCHIVE
✓	Reading	How to Complete Your Assignments	00:00		<input type="checkbox"/>
✓	Overview	Your Course Assignments			<input type="checkbox"/>
✓	Instructor Journal	Self-Assessment: Problem Solving	05:00		<input type="checkbox"/>
✓	Overview	UNIT 1: Why Do We Teach Problem Solving Skills?			<input type="checkbox"/>
✓	Discussion Board	Developing Problem Solving Skills for Kids	10:00		<input type="checkbox"/>
✓	Instructor Journal	Critical Thinking and Problem Solving	10:00		<input type="checkbox"/>
✓	Discussion Board	STEM Interdisciplinary Lessons to Encourage Problem-Solving	10:00		<input type="checkbox"/>
✓	Overview	UNIT 2: Problem Solving in Action - Classroom Examples			<input type="checkbox"/>
✓	EI Video Assignment	Mr. Brosious: STEAM Lesson	13:01		<input type="checkbox"/>
✓	EI Video Assignment	Ms. Tuttle: Puzzles for Problem Solving	05:45		<input type="checkbox"/>
✓	EI Video Assignment	Ms. Siebert: Problem Solving and Conflict Resolution	16:41		<input type="checkbox"/>
✓	EI Video Assignment	Ms. Bautista: Multiplication	09:48		<input type="checkbox"/>
✓	Discussion Board	Debrief	05:00		<input type="checkbox"/>
✓	Instructor Journal	Summary	10:00		<input type="checkbox"/>
✓	EI Assessment	Elementary	20:00		<input type="checkbox"/>
✓	Reading	Rate this course	00:00		<input type="checkbox"/>

# Unarchiving Assignments

- Click on the **Course Assignments** tab
- Click on **Archived Assignments**
- **Check the box** next to each assignment to unarchive
- Unarchived assignments will return to the list of current assignments

The screenshot shows the Educational Impact user interface. At the top, there are navigation tabs: 'Learner Dashboard', 'Video Library', 'Course Assignments' (highlighted with a red box), and 'My Plan'. A 'Search' button is on the right. Below the tabs, there are two sub-tabs: 'Current Assignments' and 'Archived Assignments' (highlighted with a red box). The 'Archived Assignments' section displays a message: 'Below is a list of your archived assignments.' Below this, it shows 'Current Course: SCTS-Problem Solving (Elementary)\*'. A table follows with columns: 'COMPLETE', 'ASSIGNMENT TYPE', 'TITLE', 'EST. TIME min:sec', 'DUE DATE (If Applicable)', and 'UNARCHIVE'. The first row shows a green checkmark in the 'COMPLETE' column, 'Reading' as the assignment type, 'How to Complete Your Assignments' as the title, and an 'UNARCHIVE' button with a checked checkbox (highlighted with a red box). The footer contains the copyright notice: 'Copyright ©2010-2020 Educational Impact. All Rights Reserved.'

COMPLETE	ASSIGNMENT TYPE	TITLE	EST. TIME min:sec	DUE DATE (If Applicable)	UNARCHIVE
✓	Reading	How to Complete Your Assignments			<input checked="" type="checkbox"/>



# FAQs / Troubleshooting

# I finished the course assignments, but I don't see the credit on my transcript.

- The learner has not checked something off as complete.
- The learner has archived an assignment. Click on the Assignments tab and then click on the “Archived” assignments to see if there are any assignments in there. If so, unarchive them.
- The learner has not mastered the assessment – it will be marked complete automatically when 80% mastery is achieved
- The learner has not watched an “EI Video Clip” all the way to the end. It will be marked complete automatically when the clip is watched in one sitting.

# How do I mark the EI Assessment complete?

- You cannot manually mark the Assessment complete.
- Instead, the system marks the Assessment complete automatically when the user reaches at least 80% correct.

# How do I mark the EI Video Clip complete?

- You cannot manually mark the EI Video Clips complete.
- Instead, the system marks the Video Clips complete automatically when the user watches the entire clip from start to finish.
- These are different from “EI Video Assignments” which are used to assign multiple clips and can be marked complete by the learner.

# I encountered a dead link inside one of the assignments. What do I do?

- On occasion, links to articles/videos from 3rd party websites are moved or updated.
- Ed Impact does not control those links as they are to websites like Edutopia, TED Talks, Understood, etc.
- Ed Impact's instructional design team will respond immediately to dead links and update the assignment quickly.
- Please email [support@educationalimpact.com](mailto:support@educationalimpact.com) if you encounter dead links.